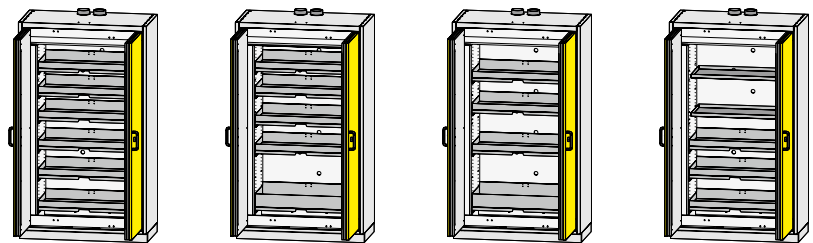
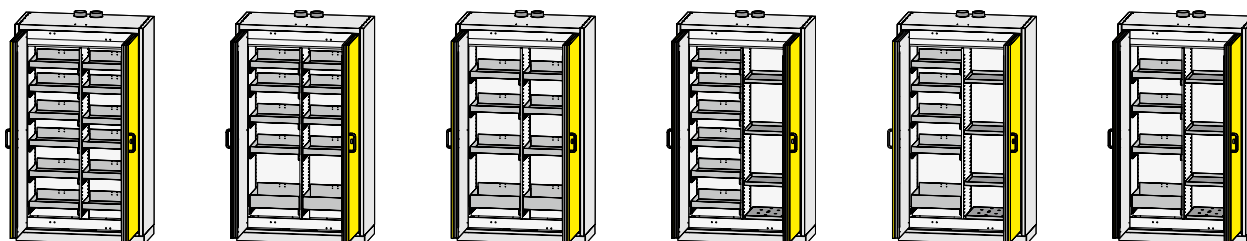


## Accessories CLASSIC SL XL

Choose from the great variety of accessories the best suited items for your laboratory. Create your own individual work environment tailored to your requirements and work processes.



	CLASSIC SL XL – V1	CLASSIC SL XL – V2	CLASSIC SL XL – V3	CLASSIC SL XL – V4
<b>Additional interior fittings:</b>				
<b>Material:</b>				
Tray insert V*	PP	29-81262-362	29-81262-362	29-81262-362
Tray insert E**	PP	–	29-81262-363	29-81262-363
Insert for shelf	PP	–	–	–
Anti-slip mat for pull-out tray	Rubber	29-81262-562	29-81262-562	29-81262-562
Anti-slip mat for shelf	Rubber	–	–	29-81260-514
Pipe penetration (reclosable)		29-70000-045	29-70000-045	29-70000-045
Pipe penetration		29-70000-048	29-70000-048	29-70000-048
Locker (door hung left)		–	–	29-70000-036
Locker (door hung right)		–	–	29-70000-037
Red-Box		2.233.04	2.233.04	2.233.04
<b>Industrial ventilation:</b>				
Exhaust air system or ventilator				
Safety containers				see page 38 or <a href="http://www.dueperthal.com">www.dueperthal.com</a>
Absorbers				



CLASSIC SL XL – V5

CLASSIC SL XL – V6

CLASSIC SL XL – V7

CLASSIC SL XL – V8

CLASSIC SL XL – V9

CLASSIC SL XL – V10

29-81260-316

29-81260-316

29-81260-316

29-81260-316

29-81260-316

29-81260-316

–

29-81260-317

29-81260-317

–

29-81260-317

29-81260-317

–

–

–

29-81260-318

29-81260-318

29-81260-318

29-81262-516

29-81262-516

29-81262-516

29-81262-516

29-81262-516

29-81262-516

–

–

–

29-81260-518

29-81260-518

29-81260-518

29-70000-045

29-70000-045

29-70000-045

29-70000-045

29-70000-045

29-70000-045

29-70000-048

29-70000-048

29-70000-048

29-70000-048

29-70000-048

29-70000-048

–

–

–

–

–

–

–

–

–

29-70000-037

29-70000-037

29-70000-037

2.233.04

2.233.04

2.233.04

2.233.04

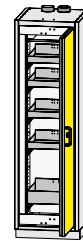
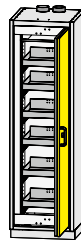
2.233.04

2.233.04

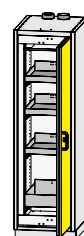
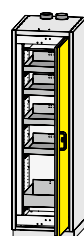
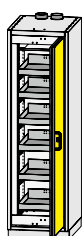
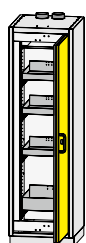
see page 38 or [www.dueperthal.com](http://www.dueperthal.com)

## Accessories CLASSIC SL M – ML

Choose from the great variety of accessories the best suited items for your laboratory. Create your own individual work environment tailored to your requirements and work processes.



	CLASSIC SL M – V1	CLASSIC SL M – V2
<b>Additional interior fittings:</b>		
<b>Material:</b>		
Tray insert V*	29-80660-316	29-80660-316
Tray insert E**	–	29-80660-317
Insert for shelf	–	–
Anti-slip mat for pull-out tray	29-80662-516	29-80662-516
Anti-slip mat for shelf	–	–
Pipe penetration (reclosable)	29-70000-045	29-70000-045
Pipe penetration	29-70000-048	29-70000-048
Locker (door hung left)	–	–
Locker (door hung right)	–	–
Red-Box	2.233.04	2.233.04
<b>Industrial ventilation:</b>		
Exhaust air system or ventilator		
Safety containers		see page 38 or <a href="http://www.dueperthal.com">www.dueperthal.com</a>
Absorbers		



CLASSIC SL M – V3	CLASSIC SL ML – V1	CLASSIC SL ML – V2	CLASSIC SL ML – V3
29-80660-316	29-80670-316	29-80670-316	29-80670-316
29-80660-317	–	29-80670-317	29-80670-317
–	–	–	–
29-80662-516	29-80672-516	29-80672-516	29-80672-516
–	–	–	–
29-70000-045	29-70000-045	29-70000-045	29-70000-045
29-70000-048	29-70000-048	29-70000-048	29-70000-048
–	–	–	–
–	–	–	–
2.233.04	2.233.04	2.233.04	2.233.04
see page 38 or <a href="http://www.dueperthal.com">www.dueperthal.com</a>			